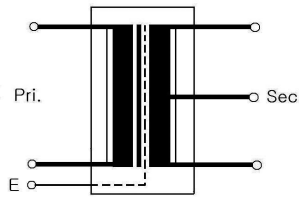




단상 복권형으로 입력 전압 AC 110V/220V 출력은 전압 전류별로 규격화 하여 소비자의 선택이 용이하게 되었으며, AC입력전원 인가시 LED가 동작되어 안전성은 물론이고 15V 시리즈부터~26V 시리즈까지 전규격 CE인증을 획득하여 신뢰성까지 확보한 제품입니다.

Input voltage of this transformer are 110/220 V as single phase isolation transformer and output is standardized by voltage and current. also, turn on LED lamp at apply input voltage for safe handling and all models acquire CE standard from 15V series to 26V series for define to reliability.

### • Circuit Diagram



### ● Specifications

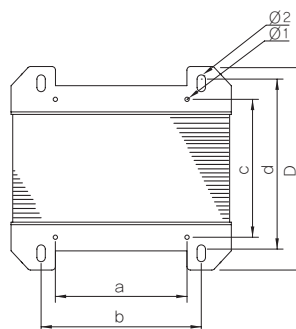
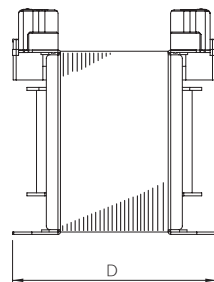
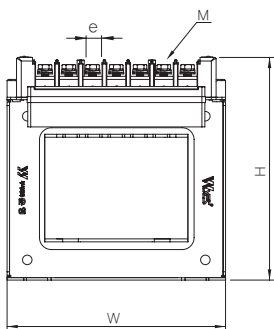
Insulation Class B

MODEL NO.	TYPE	SPECIFICATIONS		VA	A	DIMENSIONS (mm)											WEIGHT (kg)
		PRI.(V)	SEC.(V)			W	H	D	a	b	c	d	e	(a.c)Ø1	Ø2	M	
• 15V SERIES																	
WYTB-1540AP	WT	0-110-200-220-(E)	0-6-9-12-15	40	2.5	79	89	83	42	57	48.5	63	7	Ø3.6	5 x 12	M3.5	1.31
WYTB-1560AP				60	4	79	89	88	42	57	53.5	68	7	Ø3.6	5 x 12	M3.5	1.65
WYTB-1580AP				80	5	89	98	105	46	65	62	83	7	Ø3.6	5 x 12	M3.5	2.30
WYTB-15100AP				100	7	98	106	105	54	72	61	88	7	Ø3.6	6 x 12	M3.5	2.59
WYTB-15150AP				150	10	112	114	105	58	76	60.2	82	10	Ø3.6	5 x 10	M4	3.23
WYTB-15200AP				200	13	112	114	110	58	76	65.5	88	10	Ø3.6	5 x 10	M4	3.60
WYTB-15300AP				300	20	121	122	114	66	84	73	95	10	Ø3.6	5 x 10	M4	4.97
• 26V SERIES																	
WYTB-2640AP	WT	0-110-200-220-(E)	0-12-18-22-24-26	40	1.5	79	89	83	42	57	48.5	63	7	Ø3.6	5 x 12	M3.5	1.31
WYTB-2660AP				60	2	79	89	88	42	57	53.5	68	7	Ø3.6	5 x 12	M3.5	1.65
WYTB-2680AP				80	3	89	98	105	46	65	62	83	7	Ø3.6	5 x 12	M3.5	2.30
WYTB-26100AP				100	4	98	106	105	54	72	61	85	7	Ø3.6	6 x 12	M3.5	2.59
WYTB-26150AP				150	6	112	114	105	58	76	60.2	82	10	Ø3.6	5 x 10	M4	3.23
WYTB-26200AP				200	8	112	114	110	58	76	65.5	88	10	Ø3.6	5 x 10	M4	3.60
WYTB-26300AP				300	11	121	122	114	66	84	73	95	10	Ø3.6	5 x 10	M4	4.97
WYTB-26500AP			500	20	140	140	126	82	98	79.5	105	10	Ø3.6	6 x 12	M4	7.10	
WYTB-26750AP			750	30	160	162	146	96	114	92.5	125	10	Ø3.6	6 x 13	M4	10.70	
WYTB-261KAP			0-12-22-24-26	1K	40	160	160	157	96	114	102.5	135	10	Ø3.6	6 x 14	M4	12.30
WYTB-261.5KAP				1.5K	60	184	188.5	150	110	133.8	95.2	122	16	Ø3.6	7 x 14	M6	17.00
WYTB-262KAP				2K	80	184	188.5	170	110	133.8	115.2	137	16	Ø3.6	7 x 13	M6	20.10

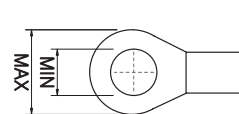
※ 정격용량 : 최대전압(TAP)에서의 용량임. ※ Rated capacity : Capacity at the maximum voltage(TAP).

### ● Dimension

#### • WT Type



### ● Terminal



40VA~100VA : Max 6, Min 3.5  
150VA~1kVA : Max 9, Min 4  
1.5~2kVA : Max 15, Min 6

TRANS=NCCT 트랜스포머  
 REACTOR 리액터  
 SSR 무정전압릴레이  
 TPR 전력조정기  
 SMPSS 스위칭파워  
 NF/F 노이즈필터  
 H/F 하모닉필터  
 SPD 서지보호기  
 RELAY 보호계전기  
 ELD=GFRL 누전경보기  
 ZCT 영상변류기  
 METER 판넬메타  
 CT=VT 계기용변성기  
 SHUNT=FAAN 션트팬