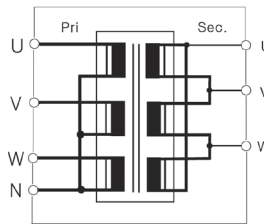




삼상 복권형으로 일반 Dry Type으로 Casing화 하여 전면에는 Lamp V-M, A-M, NFB 등을 부착하였으며 작업자의 작업성을 고려하여 뒷면은 Door 식으로 하여 단자대 (Terminal Block)를 부착하여 작업의 편리성을 증대 하였으며 운반이 용이하도록 Panel 에는 운반용 바퀴로 제작 하였습니다.

It is three phase, isolation transformer type and combined Casing is made by general dry type. Lamp V-M, A-M and NFB are affixed at the front. For convenience of the operator, door is made at the back and terminal block is attached to increase the convenience of operation. Caster for transportation is available for easy move.

• Circuit Diagram



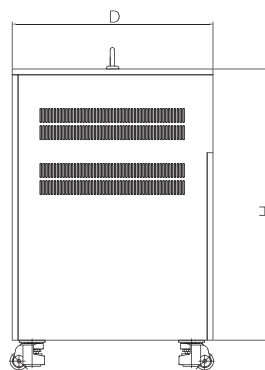
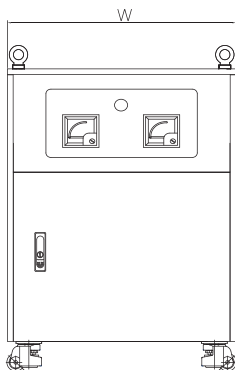
● Specifications

MODEL NO.	SPECIFICATIONS		KVA	DIMENSIONS (mm)			PHASE	RATING VOLTAGE		WEIGHT (kg)
	PRI,(V)	SEC,(V)		W	H	D		PRI,(V)	SEC,(V)	
• 3P 복권형 380V/440V → 220V LINE										
WY3PC-1KW	380-440 Y - n	220 Δ	1	244	370	285	3Ø복권식 (DOUBLE WINDING)	380/440	220	30,0
WY3PC-2KW			2	300	350	300				40,0
WY3PC-3KW			3	350	450	350				50,0
WY3PC-5KW			5	380	550	430				71,0
WY3PC-7.5KW			7.5							84,0
WY3PC-10KW			10	430	550	450				98,0
WY3PC-15KW			15	450	600	450				126,0
WY3PC-20KW			20	500	650	530				141,0
WY3PC-30KW			30	550	700	530				183,0
WY3PC-40KW			40	600	800	560				226,0
WY3PC-50KW			50							235,0
WY3PC-75KW			75	650	850	600				360,0
WY3PC-100KW			100	750	850	650				430,0
WY3PC-150KW			150	850	1050	800				700,0

※Order Production : More then 150KVA

● Dimension

• WYC Type



- * 부착물: 3Phase 1kVA~3kVA P/L
3Phase 5kVA~100kVA P/L, A, V ,NFB
- * 주문시 CASE 색상 지정 가능
When ordering, you can select color of case
- * 1~10kVA 는 상단부 I Bolt(행거)없음
1~10kVA don't have I Bolt(Hanger)