
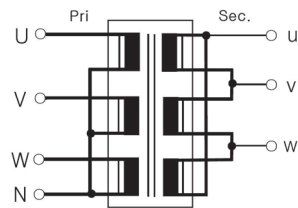


삼상 복권형으로 입력 AC 380V,440V 에 Y결선, 출력 AC220V에 Δ 결선(DY11)형으로 제작하였으며, 소형부터 대형까지 전문화된 제품으로 단자대(Terminal Block)등으로 제작 하였으며 전 모델에 대하여 CE를 획득하여 소비자의 선택의 폭을 다양화 하였으며 절연방식은 B종이며 F, H 종은 주문에 의해 제작합니다.

This transformer is three phase isolation transformer and input voltage is AC380V, 440V Y connection, output voltage is AC220V delta connection. it has terminal block system and Insulation class is B. also acquired CE certification all model from small to large capacity. insulation class F and H is available order made.



### • Circuit Diagram



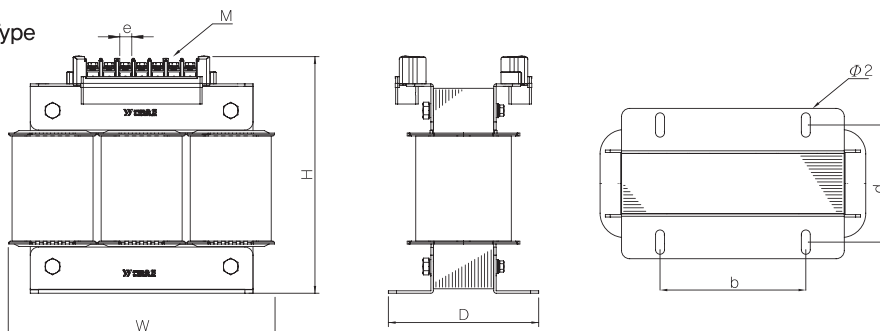
### ● Specifications

| MODEL NO.   | TYPE | SPECIFICATIONS |          | VA       | DIMENSIONS (mm) |       |     |     |     |    |         |          |    |       | WEIGHT (kg) |
|---|------|----------------|----------|----------|-----------------|-------|-----|-----|-----|----|---------|----------|----|-------|-------------|
|   |      | PRI.(V)        | SEC.(V)  |          | W               | H     | D   | b   | d   | e  | (a,c)Ø1 | Ø2       | M  |       |             |
| • 3P 380V · 440V Line → 220V Line Double Winding Series (복권형) |      |                |          |          |                 |       |     |     |     |    |         |          |    |       |             |
| WY3P-100W   | W3PT | △N<br>380-440  | △<br>220 | 100      | 140             | 127   | 87  | 103 | 45  | 10 | Ø5.5    | 5.5 X 10 | M4 | 2.6   |             |
| WY3P-200W   |      |                |          | 200      | 140             | 130   | 100 | 103 | 60  | 10 | Ø4.3    | 5.5 X 15 | M4 | 5.0   |             |
| WY3P-300W   |      |                |          | 300      | 155             | 145   | 108 | 104 | 90  | 10 | Ø4.3    | 5.5 X 15 | M4 | 6.0   |             |
| WY3P-500W   |      |                |          | 500      | 190             | 180   | 105 | 130 | 90  | 10 | Ø4.3    | 5 X 15   | M4 | 8.0   |             |
| WY3P-1KW  |      |                |          | 1K       | 195             | 180   | 126 | 130 | 109 | 10 | Ø4.3    | 5 X 15   | M4 | 13.0  |             |
| WY3P-1.5KW  |      |                |          | 1.5K     | 240             | 210   | 145 | 120 | 115 | 10 | -       | 10 X 20  | M4 | 18.6  |             |
| WY3P-2KW  |      |                |          | 2K       | 240             | 210   | 145 | 120 | 115 | 10 | -       | 10 X 20  | M4 | 20.0  |             |
| WY3P-3KW  |      |                |          | 3K       | 275             | 250   | 175 | 120 | 130 | 10 | -       | 10 X 20  | M4 | 30.5  |             |
| WY3P-5KW  |      |                |          | 5K       | 330             | 290   | 190 | 180 | 160 | 10 | -       | 10 X 20  | M4 | 45.0  |             |
| WY3P-7.5KW  |      |                |          | 7.5K     | 330             | 290   | 215 | 180 | 185 | 10 | -       | 10 X 20  | M4 | 59.0  |             |
| WY3P-10KW   |      |                |          | 10K      | 375             | 319.5 | 236 | 180 | 216 | 16 | -       | 12 X 20  | M4 | 73.5  |             |
| WY3P-15KW   |      |                |          | 15K      | 390             | 342   | 236 | 180 | 216 | 16 | -       | 12 X 20  | M6 | 92.0  |             |
| WY3P-20KW   |      |                |          | 20K      | 422             | 372   | 260 | 205 | 196 | 16 | -       | 14 X 40  | M6 | 101.5 |             |
| WY3P-30KW   |      |                |          | 30K      | 435             | 446   | 270 | 225 | 212 | 20 | -       | 11 X 40  | M6 | 139.0 |             |
| WY3P-40KW   |      |                |          | 40K      | 500             | 510   | 360 | 240 | 210 | 20 | -       | 13       | M8 | 175.0 |             |
| WY3P-50KW   |      |                |          | 50K      | 500             | 503   | 296 | 240 | 226 | 20 | -       | 13       | M8 | 192.0 |             |
| WY3P-75KW   | 75K  | 550            | 550      | 460      | 340             | 235   | 20  | -   | 13  | M8 | 272.0   |          |    |       |             |
| WY3P-100KW  | 100K | 580            | 563      | 480      | 420             | 280   | -   | -   | 16  | -  | 336.0   |          |    |       |             |
| WY3P-150KW  | 150K | 690            | 660      | 372(620) | 500             | 270   | -   | -   | 16  | -  | 550.0   |          |    |       |             |

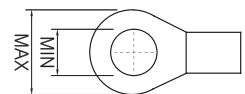
※ 3KVA 이상 " I " Bolt 부착 (Attach an " I " bolt for 3KVA or larger)

### ● Dimension

#### • WP Type



### ● Terminal



100VA~10kVA : Max 9, Min 4  
15~30kVA : Max 15, Min 6  
40~150kVA : Max 19, Min 8