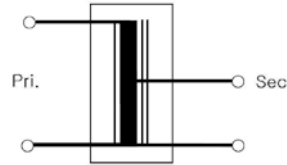


단상단권형으로 입력과 출력 전압이 한권선으로 전압탭을 인출하여 크기가 작고 가격이 저렴한 반면 사용이 제한되어 Lamp, Heater, Motor, Fan부하 등 단순 부하에 사용되나 콘트를 제어 위치제어 PLC, 각종 Noise에 영향을 받는 제품 사용시에는 오동작 우려가 있으니 신중하게 고려 하시기 바랍니다.

It is single phase and auto transformer that the primary and secondary windings are connected. So the size is small and the price is cheap but it is used simple load as Lamp, Heater, Motor and Fan.

Please consider carefully because it may malfunction when use to noise sensitive appliance to various controllers, position controller, PLC Etc.

• Circuit Diagram



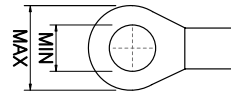
● Specifications

•10VA~3KVA Insulation Class B
•5KVA~50KVA Insulation Class H

MODEL NO.	TYPE	SPECIFICATIONS		VA	DIMENSIONS (mm)											WEIGHT (kg)
		PRI.(V)	SEC.(V)		W	H	D	a	b	c	d	e	(a.c)Ø1	Ø2	M	
WYAU-10DWT	WMT	0-110-220-380-440 (0V: COMMON)		10	72	60	36	-	60	-	18	-	Ø4.5	4.5 x 8	-	0.75
WYAU-50DWT				50	94	77	61	72	80	37	-	-	-	5 x 7.5	M3	0.78
WYAU-75DW				75	79	89	83	42	57	53.5	63	7	Ø3.6	5 x 12	M3.5	1.31
WYAU-100DW	WT	0-110-220-380-420-440-460 (0V: COMMON)		100	79	89	88	42	57	53.5	68	7	Ø3.6	5 x 12	M3.5	1.65
WYAU-150DW				150	89	98	105	46	65	62	83	7	Ø3.6	5 x 12	M3.5	2.30
WYAU-200DW				200	98	106	105	54	72	68	88	7	Ø3.6	6 x 12	M3.5	2.59
WYAU-300DW				300	98	106	113	54	72	68	94	7	Ø3.6	6 x 12	M3.5	3.23
WYAU-500DW				500	121	122	114	66	84	73	95	10	Ø3.6	5 x 10	M4	4.97
WYAU-1KDW				1K	140	140	126	82	98	79.5	105	10	Ø3.6	6 x 12	M4	7.10
WYAU-1.5KDW				1.5K	160	162	146	96	114	92.5	125	10	Ø3.6	6 x 13	M4	10.70
WYAU-2KDW				2K	160	160	157	96	114	102.5	135	10	Ø4.3	6 x 13	M4	12.30
WYAU-3KDW				3K	185	188	151	110	134	95	123	16	Ø4.3	7 x 14	M6	16.50
WYAU-5KDW				5K	219	250	170	-	120	-	135	16	-	10 x 30	M6	26.70
WYAU-7.5KDW	7.5K	245	240	188	-	180	-	158	16	-	10 x 30	M6	33.40			
WYAU-10KDW	10K	245	240	192	-	180	-	165	16	-	10 x 30	M6	40.20			
WYAU-15KDW	WT	0-110-220-380-420-440-460 (0V: COMMON)		15K	275	272	231	110	180	110	175	16	-	10 x 30	M6	52.00
WYAU-20KDW				20K	310	305	250	-	220	-	160	16	-	10 x 35	M6	68.00
WYAU-30KDW				30K	310	305	280	-	220	-	180	16	-	10 x 35	M6	91.90
WYAU-40KDW				40K	360	385	360	-	270	-	200	20	-	12 x 35	M8	102.00
WYAU-50KDW				50K	380	490	350	-	280	-	280	20	-	12 x 35	M8	112.30

※ 3KVA 이상 "I" Bolt 부착 (Attach an "I" bolt for 3KVA or larger)

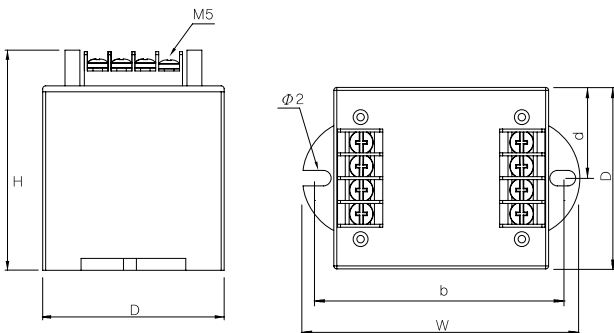
● Terminal



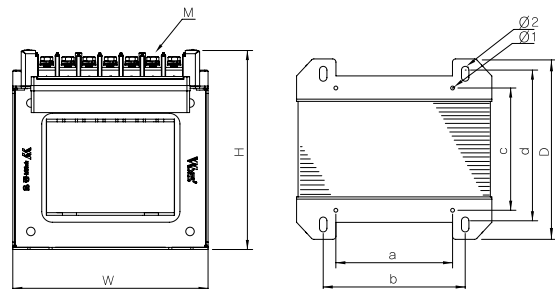
75~300VA : Max 6, Min 3.5
500VA~2kVA : Max 9, Min 4
3~30kVA : Max 15, Min 6
40~50kVA : Max 19, Min 8

● Dimension

• WMT Type



• WT Type



TRANS=단권
 REACTOR 리액터
 SSR 무정전압릴레이
 TPR 전력조정기
 SMPSS 스위칭파워
 NF/FT 노이즈 필터
 H/F 하모닉 필터
 SPD 서지보호기
 RELAY 보호계전기
 ELD=GF/R 누전경보기
 ZCT 영상변류기
 METER 판넬메타
 CT=VT 계기용변성기
 SHUNT=FA/N 션트팬