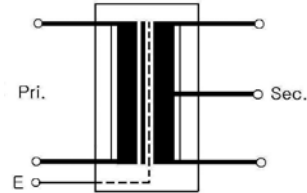




• Circuit Diagram



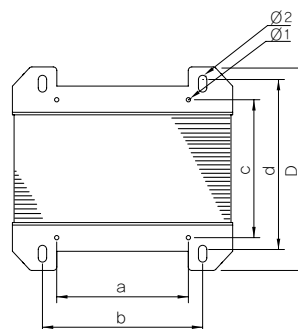
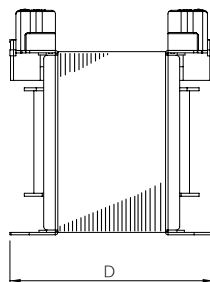
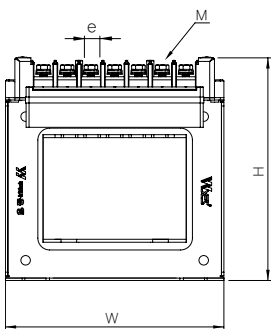
● Specifications

MODEL NO.	TYPE	SPECIFICATIONS		VA	A	DIMENSIONS (mm)											WEIGHT (kg)
		PRI.(V)	SEC.(V)			W	H	D	a	b	c	d	e	(a.c)Ø1	Ø2	M	
• 32V SERIES																	
WYTB-3240AP	WT	0-110-200 -220-(E)	0-26-28 -30-32	40	1.2	79	89	83	42	57	48.5	63	7	Ø3.6	5 x 12	M3.5	1.31
WYTB-3260AP				60	1.8	79	89	88	42	57	53.5	68	7	Ø3.6	5 x 12	M3.5	1.65
WYTB-3280AP				80	2.5	89	98	105	46	65	62	83	7	Ø3.6	5 x 12	M3.5	2.30
WYTB-32100AP				100	3	98	106	105	54	72	61	88	7	Ø3.6	6 x 12	M3.5	2.59
WYTB-32150AP				150	4.5	98	106	113	54	72	68	94	7	Ø3.6	6 x 12	M3.5	3.23
WYTB-32200AP				200	6	112	114	110	58	76	65.5	88	10	Ø3.6	5 x 10	M4	3.60
WYTB-32300AP				300	9	121	122	114	66	84	73	95	10	Ø3.6	5 x 10	M4	4.97
WYTB-32500AP				500	15	140	140	126	82	98	79.5	105	10	Ø3.6	6 x 12	M4	7.10
WYTB-32750AP				750	23	160	162	146	96	114	92.5	125	10	Ø3.6	6 x 13	M4	10.70
WYTB-321KAP				1K	30	160	160	157	96	114	102.5	135	10	Ø3.6	6 x 14	M4	12.30
WYTB-321.5KAP				1.5K	60	184	188.5	150	110	133.8	95.2	122	16	Ø3.6	7 x 14	M6	17.00
WYTB-322KAP				2K	80	184	188.5	170	110	133.8	115.2	137	16	Ø3.6	7 x 19	M6	20.10

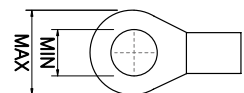
※ 정격용량 : 최대전압(TAP)에서의 용량임.
 ※ Rated capacity : Capacity at the maximum voltage(TAP).

● Dimension

• WT Type



● Terminal



40VA~100VA : Max 6, Min 3.5
 150VA~1kVA : Max 9, Min 4
 1.5~2kVA : Max 15, Min 6