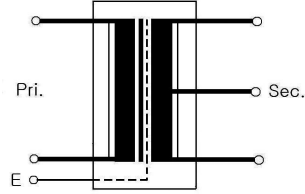




•Circuit Diagram



Specifications

Insulation Class B

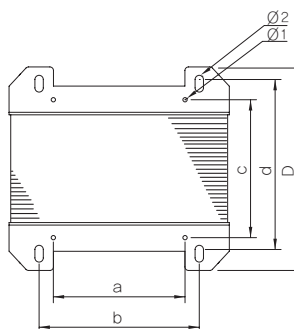
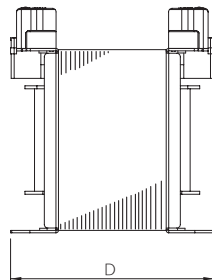
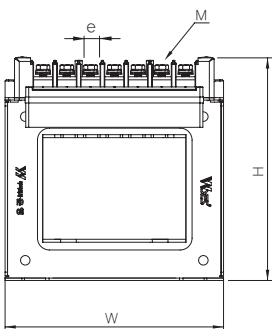
MODEL NO.	TYPE	SPECIFICATIONS		VA	A	DIMENSIONS (mm)											WEIGHT (kg)
		PRI.(V)	SEC.(V)			W	H	D	a	b	c	d	e	(a.c)Ø1	Ø2	M	
• 36V SERIES																	
WYTB-3640AP	WT	0-110-200 -220-(E)	0-18-24-28 -32-36	40	1.1	79	89	83	42	57	48.5	63	7	Ø3.6	5 x 12	M3.5	1.31
WYTB-3660AP				60	1.6	79	89	88	42	57	53.5	68	7	Ø3.6	5 x 12	M3.5	1.65
WYTB-3680AP				80	2.2	89	98	105	46	65	62	83	7	Ø3.6	5 x 12	M3.5	2.30
WYTB-36100AP				100	3	98	106	105	54	72	61	88	7	Ø3.6	6 x 12	M3.5	2.59
WYTB-36150AP				150	6	112	114	105	58	76	60.2	82	10	Ø3.6	5 x 10	M4	3.45
WYTB-36200AP				200	5.5	112	114	110	58	76	65.5	88	10	Ø3.6	5 x 10	M4	3.60
WYTB-36300AP				300	8.3	121	122	114	66	84	73	95	10	Ø3.6	5 x 10	M4	4.97
WYTB-36500AP				500	14	140	140	126	82	98	79.5	105	10	Ø3.6	6 x 12	M4	7.10
WYTB-36750AP				750	20	160	162	146	96	114	92.5	125	10	Ø3.6	6 x 13	M4	10.70
WYTB-361KAP				1K	27	160	160	157	96	114	102.5	135	10	Ø3.6	6 x 14	M4	12.30
WYTB-361.5KAP				1.5K	60	184	188.5	150	110	133.8	95.2	122	16	Ø3.6	7 x 14	M6	17.00
WYTB-362KAP				2K	80	184	188.5	170	110	133.8	115.2	137	16	Ø3.6	7 x 19	M6	20.10
• 50V SERIES																	
WYTB-5040AP	WT	0-110-200 -220-(E)	0-25-40 -45-50	40	0.8	79	89	83	42	57	48.5	63	7	Ø3.6	5 x 12	M3.5	1.31
WYTB-5060AP				60	1.2	79	89	88	42	57	53.5	68	7	Ø3.6	5 x 12	M3.5	1.65
WYTB-5080AP				80	1.6	89	98	105	46	65	62	83	7	Ø3.6	5 x 12	M3.5	2.30
WYTB-50100AP				100	2	98	106	105	54	72	61	88	7	Ø3.6	6 x 12	M3.5	2.59
WYTB-50150AP				150	6	112	114	105	58	76	60.2	82	10	Ø3.6	5 x 10	M4	3.45
WYTB-50200AP				200	4	112	114	110	58	76	65.5	88	10	Ø3.6	5 x 10	M4	3.60
WYTB-50300AP				300	6	121	122	114	66	84	73	95	10	Ø3.6	5 x 10	M4	4.97
WYTB-50500AP				500	10	140	140	126	82	98	79.5	105	10	Ø3.6	6 x 12	M4	7.10
WYTB-50750AP				750	15	160	162	146	96	114	92.5	125	10	Ø3.6	6 x 13	M4	10.70
WYTB-501KAP				1K	20	160	160	157	96	114	102.5	135	10	Ø3.6	6 x 14	M4	12.30

* 정격용량 : 최대전압(TAP)에서의 용량임.

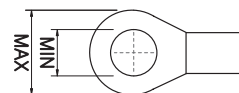
* Rated capacity : Capacity at the maximum voltage(TAP).

Dimension

• WT Type



Terminal



40VA~100VA : Max 6, Min 3.5
150VA~1kVA : Max 9, Min 4
1.5~2kVA : Max 15, Min 6

트랜스포머
REACTOR
리액터
무정전압블레이
SSR
전력조정기
TPR
스위칭파워
SMP
노이즈필터
N/F
하모닉필터
H/F
서지보호기
SPD
보호계전기
RELAY
누전경보기
ELD=GF
영상변류기
ZCT
판넬메타
METER
계기용변성기
CT=VT
셴트팬
SHUNT=FA