


DIN-Rail & FUSE TYPE TRANSFORMER

WY2222- FD Series (온도보호 접점내장)

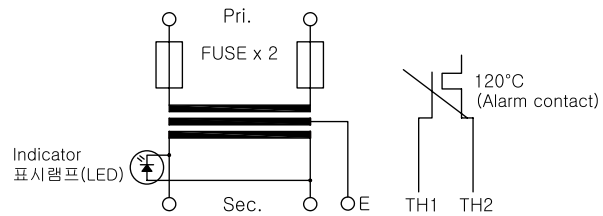
CE RoHS

FUSED TRANSFORMER는 1차 측에 Fuse를 장착하여 제작된것으로 부하 단락 및 과부하시 TRANSFORMER 보호 및 설비의 안전 사고를 미연에 방지할 수 있습니다. 또한 DIN Rail 및 Bolt 취부 겸용으로 DIN Rail 사용시 손쉽게 장착 할 수 있습니다. TRANSFORMER에 전원이 인가되면 전원표시 LED가 점등하여 기기에 통전여부를 확인할 수 있어 소비자의 안정성을 고려한 제품입니다.

The FUSED TRANSFORMER is manufactured by installing a fuse on the TRANSFORMER primary side. It can protect TRANSFORMER and prevent safety accidents in case of short-circuit or overload. In addition, DIN Rail and Bolt are both used for easy installation when using DIN Rail. When power is applied to the TRANSFORMER, the power indicator LED lights up, allowing the user to check whether the power is on or not.



•Circuit Diagram



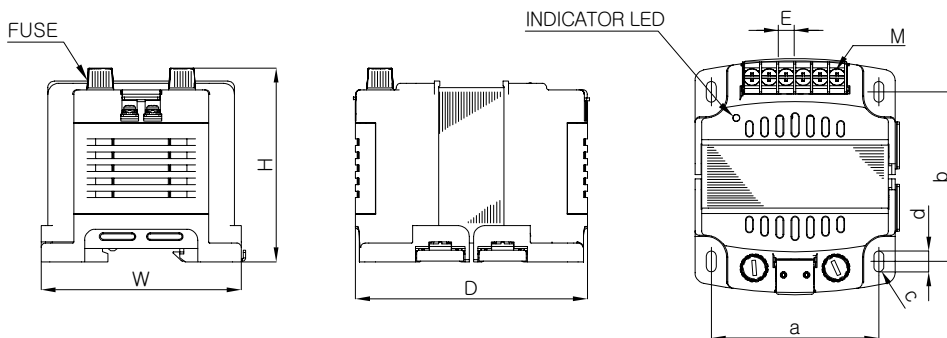
● Specifications

Insulation Class B

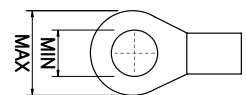
MODEL NO.	TYPE	SPECIFICATIONS		VA	DIMENSIONS (mm)									WEIGHT (kg)
		PRI.(V)	SEC.(V)		W	H	D	a	b	c	d	E	M	
WY2222-60FD	DIN RAIL & PANEL	220	220	60	93.7	91.4	109.5	77	79	4.5	9.5	7	M3.5	1.80
WY2222-100FD				100	93.7	91.4	123.5	77	93	4.5	9.5	7	M3.5	2.40
WY2222-150FD				150	93.7	91.4	138.5	77	108	4.5	9.5	7	M3.5	3.00
WY2222-200FD				200	122.2	109.4	129.4	100.2	93	5.5	10.5	8.6	M4	4.00
WY2222-280FD				280	122.2	109.4	146.4	100.2	110	5.5	10.5	8.6	M4	5.00
WY2222-350FD				350	122.2	109.4	158.4	100.2	122	5.5	10.5	8.6	M4	5.60

※Others option

● Dimension



● Terminal



60~200VA : Max 6, Min 3.5
280~350VA : Max 9, Min 4