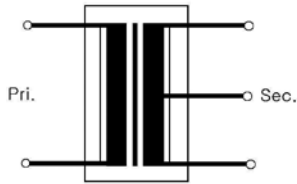


단상 복권형 입력전압은 AC 110V/220V 이고 출력측은 전압, 전류별로 세분화 되어 납땜 형식으로 제작되어 있으며 6.3V부터 20V까지 사용 할 수 있도록 되어 있습니다.

This transformer are 110/220v input voltage as single phase isolation transformer and output is to be classified by voltage and current can use to from 6.3V to 20V in soldering terminal.



• Circuit Diagram



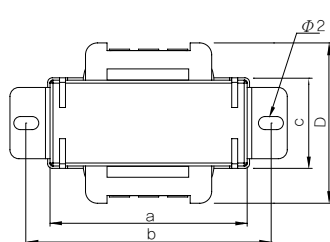
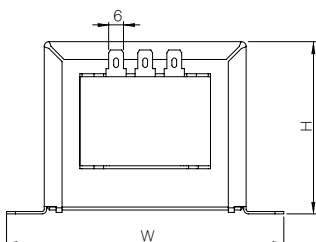
### Specifications

Insulation Class B

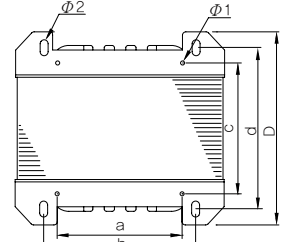
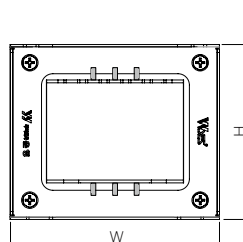
MODEL NO.	TYPE	SPECIFICATIONS		VA	A	DIMENSIONS (mm)										WEIGHT (kg)
		PRI.(V)	SEC.(V)			W	H	D	a	b	c	d	(a.c)Ø1	Ø2		
• 6.3V SERIES																
WYSH-6305	WB	0-110-220	0-5-6.3	3	0.5	62	36	35	43	52	16	-	-	3.5 x 5	1.31	
WYSH-631				5	0.8	70	44	38	50	60	19	-	-	4 x 6	1.65	
WYSH-632				10	1.6	85	52	44	59	72	23	-	-	4.5 x 7	2.30	
WYSH-633				25	4	95	60	55	69	81	31	-	-	5 x 7	2.59	
WYSH-635				40	6.3	106	69	69	78	91	33	-	-	4.5 x 6.5	3.23	
• 15V SERIES (6V x 2)																
WYSH-1502	WB	0-110-220	0-6-9-12-15 (6V x 2)	3	0.2	62	36	35	43	52	16	-	-	3.5 x 5	4.97	
WYSH-1503				5	0.3	70	44	38	50	60	19	-	-	4 x 6	7.10	
WYSH-1506				10	0.66	85	52	44	59	72	23	-	-	4.5 x 7	10.70	
WYSH-1516				25	1.66	95	60	55	69	81	31	-	-	5 x 7	12.30	
WYSH-1525				40	2.66	106	69	69	78	91	33	-	-	4.5 x 6.5	12.30	
WYSH-155	WO			80	5.3	88	78	103	46	64	58	80	M4	5 x 12	4.97	
WYSH-1566				100	6.66	99	95	105	46	64	63	85	M4	5 x 12	7.10	
• 20V SERIES (10V x 2)																
WYSH-2002	WB	0-110-220	0-10-16-18-20 (10V x 2)	3	0.15	62	36	35	43	52	16	-	-	3.5 x 5	1.31	
WYSH-2003				5	0.25	70	44	38	50	60	19	-	-	4 x 6	1.65	
WYSH-2005				10	0.5	85	52	44	59	72	23	-	-	4.5 x 7	2.30	
WYSH-201				25	1.25	95	60	55	69	81	31	-	-	5 x 7	2.59	
WYSH-202				40	2	106	69	69	78	91	33	-	-	4.5 x 6.5	3.23	

### Dimension

• WB Type



• WO Type



트랜스포머  
REACTOR  
무정전압블레이  
SSR  
전력조정기  
TPR  
스위칭파워  
SMP  
노이즈필터  
N/F  
하모닉필터  
H/F  
서지보호기  
SPD  
보호계전기  
RELAY  
누전경보기  
ELD=GF  
영상변류기  
ZCT  
패널메타  
METER  
계기용변성기  
CT=VT  
선풍팬  
SHUNT=FAN