

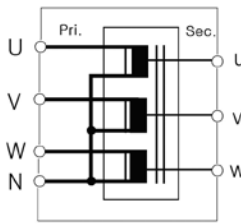
WYC Series (삼상단권)



삼상, 단권형으로 일반 Dry Type으로 Casing화 하여 전면에는 Lamp V-M, A-M, NFB 등을 부착하였으며 작업자의 작업성을 고려하여 뒷면은 Door 식으로 하여 단자대 (Terminal Block)를 부착하여 작업의 편리성을 증대 하였으며 운반이 용이하도록 Panel 에는 운반용 바퀴로 제작 하였습니다.

It is three phase, auto transformer type and combined Casing is made by general dry type. Lamp V-M, A-M and NFB are affixed at the front. For convenience of the operator, door is made at the back and terminal block is attached to increase the convenience of operation. Caster for ransportation is available for easy move.

• Circuit Diagram



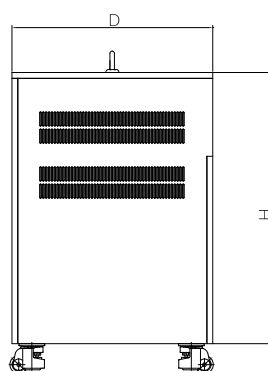
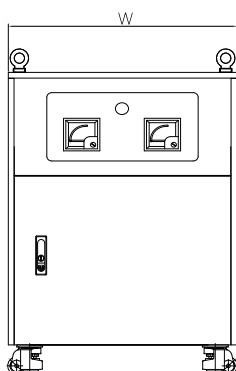
Specifications

MODEL NO.	SPECIFICATIONS		KVA	DIMENSIONS(m/m)			PHASE	RATING VOLTAGE (V)	WEIGHT (kg)
	PRI.(V)	SEC.(V)		W	H	D			
• 3P 단권형 380V/440V → 220V LINE									
WY3PC - 2KAU	220-380-440 Y - n		2	240	320	375	3∅ 단권식 (SINGLE WINDING)	PRI : 380/440(V) SEC : 220(V)	30,00
WY3PC - 3KAU			3	300	350	300			33,00
WY3PC - 5KAU			5	350	450	350			36,00
WY3PC - 7,5KAU			7,5	380	550	430			43,00
WY3PC - 10KAU			10						64,00
WY3PC - 15KAU			15	73,00					
WY3PC - 20KAU			20	430	550	450			87,00
WY3PC - 30KAU			30	450	600	450			95,00
WY3PC - 40KAU			40	500	650	530			110,00
WY3PC - 50KAU			50	550	700	530			133,00
WY3PC - 75KAU			75	600	800	560			200,00
WY3PC - 100KAU			100						230,00
WY3PC - 150KAU			150	650	850	600			312,00
WY3PC - 200KAU			200	750	850	650			390,00

※Order Production : More then 150KVA

Dimension

• WYC Type



- * 부착물: 3Phase 1kVA~3kVA P/L
3Phase 5kVA~100kVA P/L, A, V, NFB
- * 주문시 CASE 색상 지정 가능
When ordering, you can select color of case
- * 2~20kVA 는 상단부 I Bolt(행거)없음
2~20kVA don't have I Bolt(Hanger)