

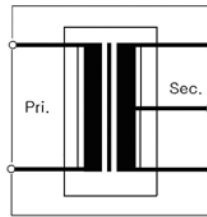
WYC Series (단상복권)



단상, 복권형으로 일반 Dry Type으로 Casing화 하여 전면에는 Lamp V-M, A-M, NFB 등을 부착하였으며 작업자의 작업성을 고려하여 뒷면은 Door 식으로 하여 단자대(Terminal Block)를 부착하여 작업의 편리성을 증대 하였으며 운반이 용이하도록 Panel에는 운반용 바퀴로 제작 하였습니다.

It is single phase, isolation transformer type and combined Casing is made by general dry type. Lamp V-M, A-M and NFB are affixed at the front. For convenience of the operator, door is made at the back and terminal block is attached to increase the convenience of operation. Caster for transportation is available for easy move.

• Circuit Diagram



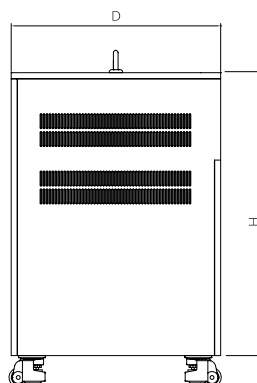
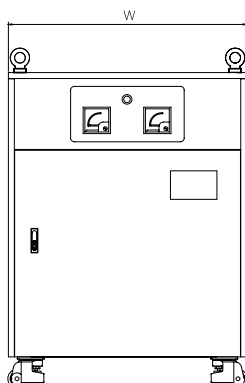
● Specifications

MODELNO.	SPECIFICATIONS		KVA	DIMENSIONS(m/m)			PHASE	RATING VOLTAGE(V)	WEIGHT (kg)
	PRI.(V)	SEC.(V)		W	H	D			
*1P 복권형220V →110V LINE 380V / 440V → 220V LINE									
WY21C-1KA	0-220	0-110	1	240	320	375	1Ø 복권식 (DOUBLE WINDING)	PRI : 220(V) SEC : 110(V)	20,00
WY21C-2KA			2						30,00
WY21C-3KA			3						40,00
WY21C-5KA			5	55,00					
WY21C-7,5KA			7,5	74,00					
WY21C-10KA			10	85,00					
WY21C-15KA			15	140,00					
WY21C-20KA			20	160,00					
WY21C-30KA			30	190,00					
WY21C-40KA			40	250,00					
WY21C-50KA			50	255,00					
WY42C-1KAW			0-380-440	0-110-220(E)	1	240		320	375
WY42C-2KAW	2	30,00							
WY42C-3KAW	3	40,00							
WY42C-5KAW	5	55,00							
WY42C-7,5KAW	7,5	74,00							
WY42C-10KAW	10	85,00							
WY42C-15KAW	15	140,00							
WY42C-20KAW	20	160,00							
WY42C-30KAW	30	190,00							
WY42C-40KAW	40	250,00							
WY42C-50KAW	50	255,00							

※Order Production : More then 75KVA

● Dimension

• WYC Type



- * 부착물: 1Phase 1kVA~3kVA P/L
1Phase 5kVA~50kVA P/L, A, V, NFB
- * 주문시 CASE 색상 지정 가능
When ordering, you can select color of case
- * 1~7,5kVA 는 상단부 1 Bolt(행거)없음
1~7,5kVA don' t have 1 Bolt(Hanger)