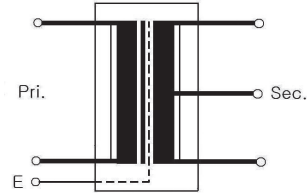


• Circuit Diagram



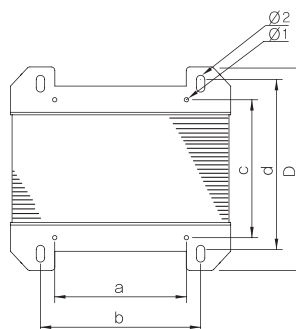
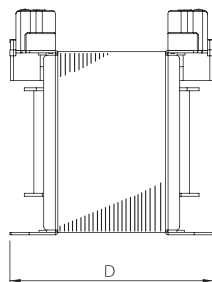
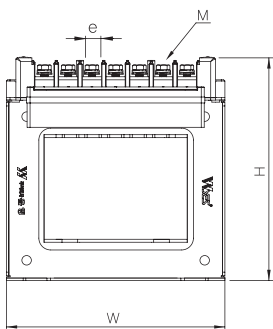
● Specifications

MODEL NO.	TYPE	SPECIFICATIONS		VA	A	DIMENSIONS (mm)											WEIGHT (kg)
		PRI.(V)	SEC.(V)			W	H	D	a	b	c	d	e	(a,c)Ø1	Ø2	M	
• 24V SERIES																	
WYTB-3240AP	WT	0-110-200-220-(E)	0-26-28-30-32	40	1,2	79	89	83	42	57	48,5	63	7	Ø3,6	5 X12	M3,5	1,31
WYTB-3260AP				60	1,8	79	89	88	42	57	53,5	68	7	Ø3,6	5 X12	M3,5	1,65
WYTB-3280AP				80	2,5	89	98	105	46	65	62	83	7	Ø3,6	5 X12	M3,5	2,30
WYTB-32100AP				100	3	98	106	105	54	72	61	88	7	Ø3,6	6 X12	M3,5	2,59
WYTB-32150AP				150	4,5	98	106	113	54	72	68	94	7	Ø3,6	6 X12	M3,5	3,23
WYTB-32200AP				200	6	112	114	110	58	76	65,5	88	10	Ø3,6	5 X10	M4	3,60
WYTB-32300AP				300	9	121	122	114	66	84	73	95	10	Ø3,6	5 X10	M4	4,97
WYTB-32500AP				500	15	140	140	126	82	98	79,5	105	10	Ø3,6	6 X12	M4	7,10
WYTB-32750AP				750	23	160	162	146	96	114	92,5	125	10	Ø3,6	6 X13	M4	10,70
WYTB-321KAP				1K	30	160	160	157	96	114	102,5	135	10	Ø3,6	6 X14	M4	12,30
WYTB-321,5KAP				1,5K	46	185	188	151	110	134	95	123	16	Ø3,6	7 X14	M6	17,00
WYTB-322KAP				2K	62	185	188	171	110	134	115	143	16	Ø3,6	7 X13	M6	20,10

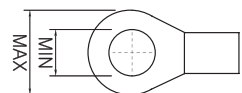
※ 정격용량 : 최대전압(TAP)에서의 용량임.
 ※ Rated capacity : Capacity at the maximum voltage(TAP).

● Dimension

• WT Type



● Terminal



40VA~100VA : Max 6, Min 3.5
 150VA~1kVA : Max 9, Min 4
 1.5~2kVA : Max 15, Min 6