


# EARTHED TYPE VOLTAGE TRANSFORMER (EVT)

0.72~1.15kV (50~500VA) Over voltage factor : 1.2Vn Cont. / 1.9Vn 30s



### Specifications

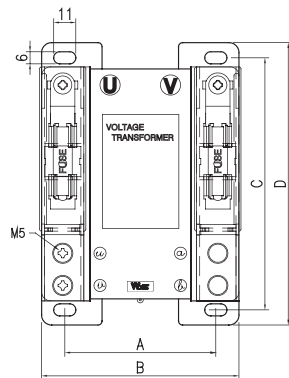
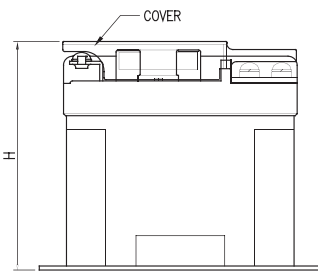
- Maximum voltage : 0.72~1.15kV
- Frequency : 60Hz (standard) 50/60Hz  
(by specified) classification
- Over voltage factor : 1.2Vn Cont. / 1.9Vn 30s (KS C IEC 61869-3)

MODEL	Rated Voltage (V)			Class (%) 2'st/3'ry	Rated Burden(VA) 2'nd/3'ry	Fuze (A)	Weight (kg)
	1'st	2'nd	3'ry				
WYEVT-50F	110/√3 ~ 480/√3	110/√3 ~ 190/√3	-	1.0	50	2	≒3.0
WYEVT-100F					100		≒4.0
WYEVT-200F					200		≒4.0
WYEVT-500F					500		≒10.0
WYEVT-25TF	110/√3 ~ 480/√3	110/√3 ~ 190/√3	110/3 or 190/3	1.0/3.0	25/50	2	≒4.0
WYEVT-50TF					50/100		≒5.0
WYEVT-100TF					100/200		≒6.0
WYEVT-200TF					200/400 or 500		≒10.0

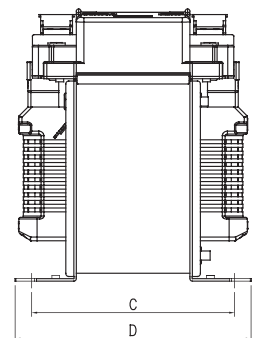
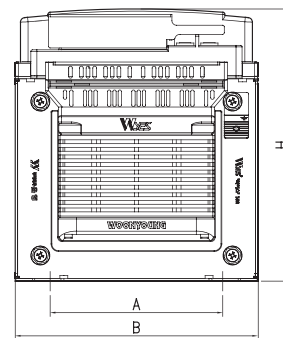
※ Type "F" : Fuse in type

### Illustration & Drawing

Type : A



Type : B

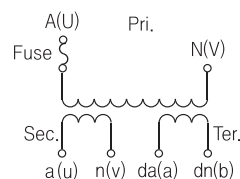


### Dimension

MODEL	A	B	C	D	H	Type
WYEVT-50F WYEVT-25TF	75	98	125	140	110	A
WYEVT-100F WYEVT-50TF	85	108	125	140	110	
WYEVT-200F WYEVT-100TF	95	113	125	140	123	
WYEVT-500F WYEVT-200TF	114	160	134	156	180	B

unit(mm)

### Connection Diagram



### 주의

3차 권선의 Open Terminal 간 부담이 작게 되면 잔류 전압이 발생되어 계전기의 오동작이 될 수 있으므로 사용 부담은 정격 부담이 70~100%가 되도록 하여 주십시오.

### Caution :

Please the rated burden have to be from 70 to 100%. If the burden between the Open Terminal and the Open Terminal at the third winding is low, it generates residual voltage.

HV / C T  
고압변류기

HV / VT · MOF  
고압변압기

LV / C T  
저압변류기

LV / VT  
저압변압기

RELA Y  
보호계전기

E L D  
누전경보기

G F R  
지락계전기

Z C T  
영상변류기

M E T E R  
지시계전기

S P D  
서지보호기

S H U N T  
셔트