
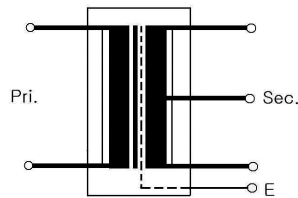


단상 복권형으로 입력 Tap을 AC380V~480V 출력 Tap은 AC100~120V 까지 다양화하여 사용이 용이하도록 하였으며 AC입력전압 인가시 전원표시 LED가 동작하여 소비자의 안전성을 고려한 제품 입니다.

Input voltage of single phase is AC 380V and 480V and output is AC 100~120V. It has been manufactured by terminal block type in a consideration of efficiency of power lamp type.



• Circuit Diagram



● Specifications

MODEL NO.	TYPE	SPECIFICATIONS		VA	DIMENSIONS (mm)											WEIGHT (kg)
		PRI.(V)	SEC.(V)		W	H	D	a	b	c	d	e	(a,c)Ø1	Ø2	M	
• 380V, 440V Line → 110V Line																
WY41-60A	WT	0-200-220	0-210-220-230-(E)	60	79	89	88	42	57	53,5	68	7	Ø3,6	5 X12	M3,5	1,65
WY41-80A				80	89	98	105	46	65	62	83	7	Ø3,6	5 X12	M3,5	2,30
WY41-100A				100	98	106	105	54	72	61	88	7	Ø3,6	6 X12	M3,5	2,59
WY41-150A				150	98	106	113	54	72	68	94	7	Ø3,6	6 X12	M3,5	3,20
WY41-200A				200	112	114	110	58	76	65,5	88	10	Ø3,6	5 X10	M4	3,60
WY41-300A				300	121	122	114	66	84	73	95	10	Ø3,6	5 X10	M4	4,97
WY41-500A				500	140	140	126	82	98	79,5	105	10	Ø3,6	6 X12	M4	7,10
WY41-750A				750	160	162	146	96	114	92,5	125	10	Ø3,6	6 X13	M4	10,70
WY41-1KA				1K	160	188	151	110	134	95	123	16	Ø4,3	7 X14	M6	12,30
WY41-1,5A				1,5K	185	188	151	110	134	95	123	16	Ø4,3	7 X14	M6	16,50
WY41-2KA				2K	185	188	171	110	134	115	143	16	Ø4,3	7 X13	M6	20,10
WY41-3KA				3K	219	220	170	-	120	-	135	16	-	10 X30	M6	26,70
WY41-5KA				5K	245	240	192	-	180	-	165	16	-	10 X30	M6	40,20

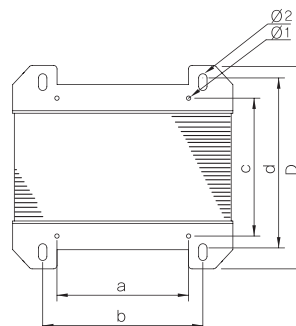
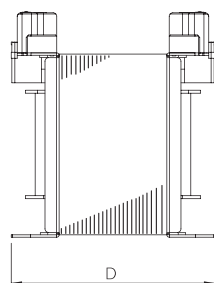
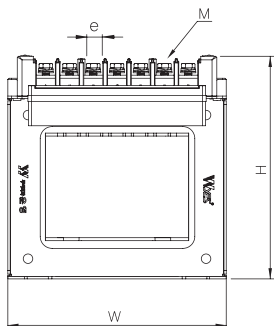
※ 3KVA 이상 " I " Bolt 부착 (Attach an " I " bolt for 3KVA or larger)

※ 정격용량 : 최대전압(TAP)에서의 용량임.

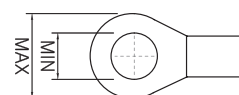
※ Rated capacity : Capacity at the maximum voltage(TAP).

● Dimension

• WT Type



● Terminal



60~150VA : Max 6, Min 3.5
 200VA~1kVA : Max 9, Min 4
 1.5~5kVA : Max 15, Min 6