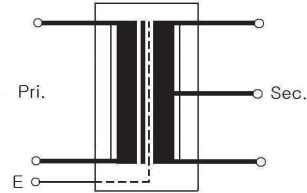


• Circuit Diagram



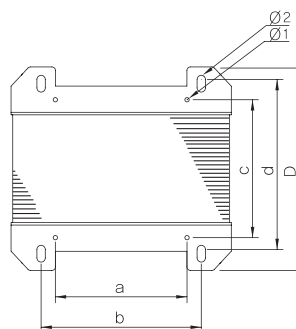
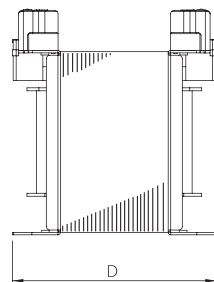
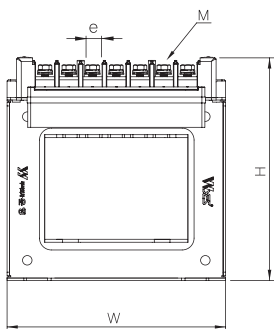
Specifications

MODEL NO.	TYPE	SPECIFICATIONS		VA	A	DIMENSIONS (mm)											WEIGHT (kg)
		PRI.(V)	SEC.(V)			W	H	D	a	b	c	d	e	(a,c)Ø1	Ø2	M	
• 15V SERIES																	
WYTB-3640AP	WT	0-110-200-220-(E)	0-18-24-28-32-36	40	1.1	79	89	83	42	57	48.5	63	7	Ø3.6	5 X12	M3.5	1.31
WYTB-3660AP				60	1.6	79	89	88	42	57	53.5	68	7	Ø3.6	5 X12	M3.5	1.65
WYTB-3680AP				80	2.2	89	98	105	46	65	62	83	7	Ø3.6	5 X12	M3.5	2.30
WYTB-36100AP				100	3	98	106	105	54	72	61	88	7	Ø3.6	6 X12	M3.5	2.59
WYTB-36150AP				150	4.2	98	106	113	54	72	68	94	7	Ø3.6	6 X12	M3.5	3.23
WYTB-36200AP				200	5.5	112	114	110	58	76	65.5	88	10	Ø3.6	5 X10	M4	3.60
WYTB-36300AP				300	8.3	121	122	114	66	84	73	95	10	Ø3.6	5 X10	M4	4.97
WYTB-36500AP				500	14	140	140	126	82	98	79.5	105	10	Ø3.6	6 X12	M4	7.10
WYTB-36750AP				750	20	160	162	146	96	114	92.5	125	10	Ø3.6	6 X13	M4	10.70
WYTB-361KAP				1K	27	160	160	157	96	114	102.5	135	10	Ø3.6	6 X14	M4	12.30
WYTB-361.5KAP				1.5K	41	185	188	151	110	134	95	123	16	Ø3.6	7 X14	M6	17.00
WYTB-362KAP				2K	55	185	188	171	110	134	115	143	16	Ø3.6	7 X13	M6	20.10
• 26V SERIES																	
WYTB-5040AP	WT	0-110-200-220-(E)	0-25-40-45-50	40	0.8	79	89	83	42	57	48.5	63	7	Ø3.6	5 X12	M3.5	1.31
WYTB-5060AP				60	1.2	79	89	88	42	57	53.5	68	7	Ø3.6	5 X12	M3.5	1.65
WYTB-5080AP				80	1.6	89	98	105	46	65	62	83	7	Ø3.6	5 X12	M3.5	2.30
WYTB-50100AP				100	2	98	106	105	54	72	61	88	7	Ø3.6	6 X12	M3.5	2.59
WYTB-50150AP				150	3	98	106	113	54	72	68	94	7	Ø3.6	6 X12	M3.5	3.23
WYTB-50200AP				200	4	112	114	110	58	76	65.5	88	10	Ø3.6	5 X10	M4	3.60
WYTB-50300AP				300	6	121	122	114	66	84	73	95	10	Ø3.6	5 X10	M4	4.97
WYTB-50500AP				500	10	140	140	126	82	98	79.5	105	10	Ø3.6	6 X12	M4	7.10
WYTB-50750AP				750	15	160	162	146	96	114	92.5	125	10	Ø3.6	6 X13	M4	10.70
WYTB-501KAP				1K	20	160	160	157	96	114	102.5	135	10	Ø3.6	6 X14	M4	12.30

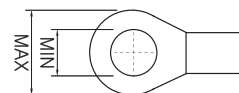
※ 정격용량 : 최대전압(TAP)에서의 용량임.
※ Rated capacity : Capacity at the maximum voltage(TAP).

Dimension

• WT Type



Terminal



40VA~100VA : Max 6, Min 3.5
150VA~1kVA : Max 9, Min 4
1.5~2kVA : Max 15, Min 6

노이즈컷트랜스
 REACTOR 리액터
 TRANS. 트랜스포머
 AHF
 PHF
 MSF 마이크로서지필터
 SWF 라인웨이브필터
 ZHF 정상고조파필터