


3.6~12kV (75~3200A / 12.5~40kA)

## W12CDE(R) / W12CDE



### EPOXY RESIN CASTING CURRENT TRANSFORMERS for highest voltage of equipment up to 12kV

W12CDE(R)/W12CDE 변류기는 최고 회로전압 12kV급 절연성능으로 설계되어진 옥내용 에폭시몰드 제품으로 그 이하 전압(3.6kV, 7.2kV) 제품에 대해서는 동일한 치수(DIMENSION)를 가진다. 본 제품은 국제규격 DIN42600(Part 8)에 따라 설계된 Support-type 형태의 소형경량의 Compact한 변류기 구조를 가짐으로서, 설치공간이 협소한 표준배전반에 매우 적합한 제품이다. 또한 1core 및 2 core, 3 core의 단일 비 또는 다중비 형태의 제품으로 설계 및 제작이 가능합니다.

The W12CDE(R)/W12CDE current transformer is an indoor epoxy resin cast product designed in a maximum circuit voltage 12kV-class insulation performance, and the less voltage(3.6kV, 7.2kV) product has the same dimensions. This product has a miniature light-weight compact structure of support type designed according to the international standard DIN42600(Part 8) to be very suitable for standard switchboards installed in a narrow space. In addition, this can be designed and fabricated in a single or multiple ratio type such as 1 core, 2 cores and 3 cores.

#### ● Feature

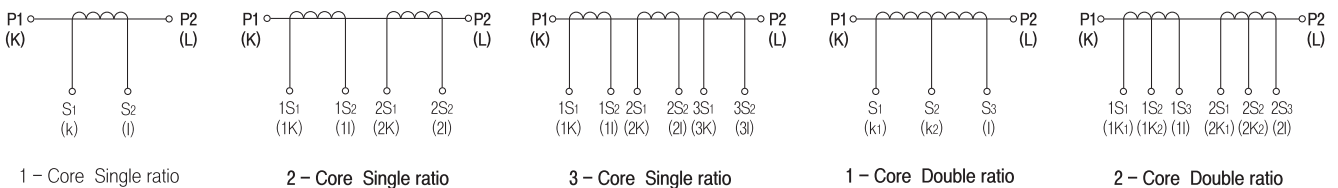
규격 Standard	IEC - IEEE - CSA - DIN etc.
설계 및 적용 Design and Application	계기 및 보호용 Designed for measuring and/or protection
사용조건 Service condition	옥내 Valid for indoor service
작업공정 Working process	- 자동진공주형방식 Automatic vacuum casting method - APG방식 Automatic Pressure Gelation method

#### ● Electrical characteristic

ITEM	MODEL		
	W12CDE(R) / W12CDE		
Highest voltage for equipment (Um)	3.6kV	7.2kV	12kV
Rated power-frequency withstand voltage (60sec)	10kV	20kV	28kV
Rated lighting impulse withstand voltage (1.2/50 $\mu$ s)/full wave	40kV	60kV	75kV
Rated frequency	50 / 60Hz		
Rated primary current(Ipr)	75 to 3200A		
Rated secondary current(Isr)	5 or 1A		
Rated continuous thermal current	120%		
Rated short-time thermal current Ith (1sec)	12.5~40kA		
Rated dynamic current Idyn (2.5 $\times$ Ith)	100kA		
Insulation class (according to 60085)	E		
Standard	According to customer requirements		
Weight (approx.)	40kg		

※ "R" : Rib type (날개형)

#### ● Connection Diagram



# DIN - WINDING TYPE (권선형) CURRENT TRANSFORMER



고압계기용변성기

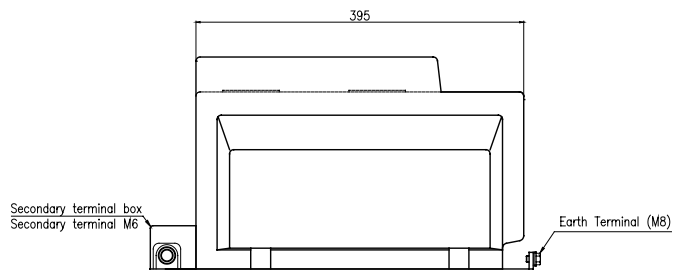
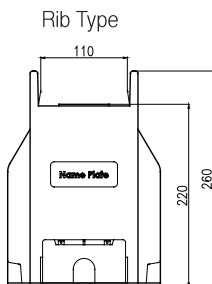
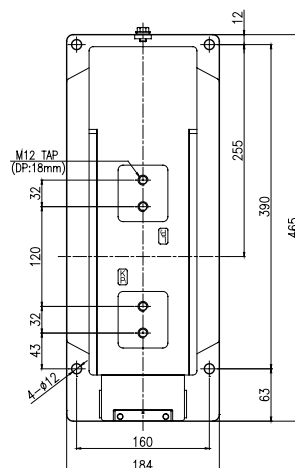
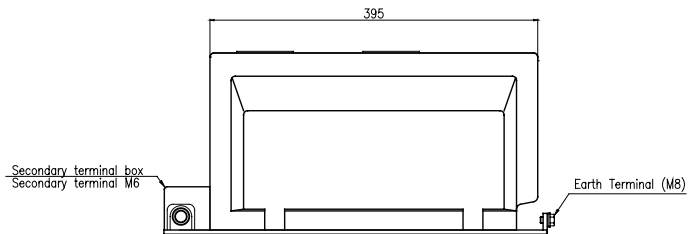
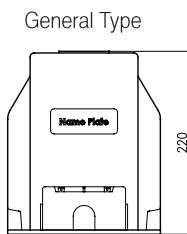
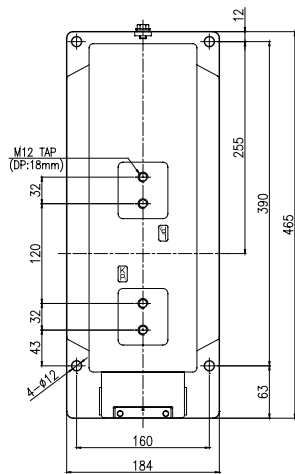
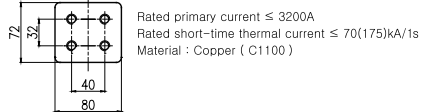
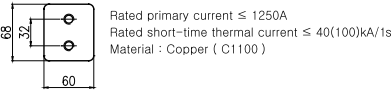
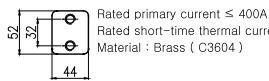
3.6~12kV (75~3200A / 12.5~40kA)

## ● Specification

ITEM	Rated short time current	Current Ratio	Service	IEC 61869-2			IEEE C57.13			KSC 1706		
				Burden	Accuracy Class	Over Current Factor	Burden	Accuracy Class	Over Current Factor	Burden	Accuracy Class	Over Current Factor
Single Ratio CT	12.5kA	30/5A~3200/5A	Metering	15VA	0.5 1.0	FS5,10	12.5VA (B-0.5) 22.5VA (B-0.9) 45VA (B-1.8)	0.6 1.2	-	15VA 25VA 40VA	0.5 1.0	-
				30VA	1.0	FS5,10		0.6 1.2	-		0.5 1.0	-
		25kA	50/5A~3200/5A	Protection	15VA	5P10	30	25VA (B-1) 50VA (B-2)	T-100	-	15VA 25VA 40VA	1P
	30VA				5P20	20	T-200		-	1P		n>30
	30VA				5P20	20	T-200		-	1P		n>20
	2-core Single Ratio CT	12.5kA	30/5-5A~3200/5-5A	Metering (1st core)	15VA	0.5 1.0	FS5,10	-	-	-	15VA 30VA	0.5 1.0
30VA					1.0	FS5,10	-	-	1.0	-		
25kA			50/5-5A~3200/5-5A	Protection (2nd core)	15VA	5P10	20	-	-	-	15VA 30VA	1P
		30VA			5P10	10	-	-	1P	n>10		
		30VA			5P10	10	-	-	1P	n>10		

## ● Dimension

### \* Primary Terminal



HV/CT  
고압변류기

HV/VT-MOF  
고압변압기

LV/CT  
저압변류기

LV/VT  
저압변압기

RELA  
보통계전기

ELD  
누전경보기

GFR  
지락계전기

ZCT  
영상변류기

METER  
지시전기계기

SHUNT  
셔트